


# Crazy Quilt Blocks

Click on any block to print a PDF file of the crazy quilt block.

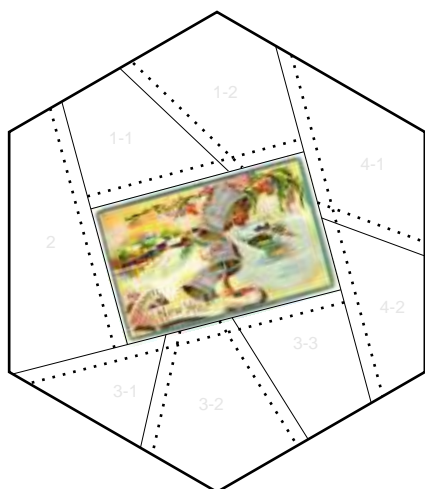


#37-1 - A Happy New Year


This is the beginning of my second series of crazy quilt blocks.

Featuring one of my favorite vintage postcards from my personal collection, print the block directly onto computer printer fabric with your inkjet printer then use it as the foundation for your crazy quilt block with the center image already in place. To use this foundation pattern, align the edge of the fabric with the dotted line and sew on the straight line. Flip the fabric, and press the seam allowances toward the dotted line. Each block has more comprehensive instructions on how to piece the sections and sew the block together.

Embellish the pieced block to your heart's content with these products from Vintage Vogue: Beads, Antiqued Charms and Findings, German Glass Glitter and Micro Beads, Sadi Thread and Shisha Mirrors, Chenille Thread, Metallic Trim and Metallic Embroidery Ribbon, Velvet Rick Rack and Leaf Trim, Colour Streams Silk Ribbon and Silk Thread, Hanah Bias-cut Silk Ribbon, Velvet Ribbon, French Wired Ribbon, Velvet Pansies, Velvet Leaves, and Vintage Stamens.




#37-2 - A Happy New Year




#37-3 - A Happy New Year




#38-1 - To My Sweet Valentine



#38-2 - To My Sweet Valentine



#38-3 - To My Sweet Valentine




#38-4 - To My Sweet Valentine

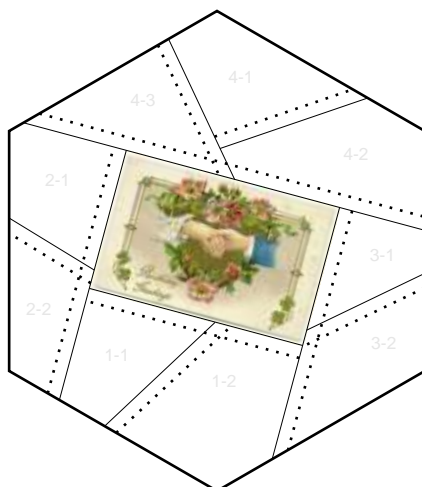
On the 1st, 11th, and 21st of each month a new block is posted online on my blog at <http://nostalgicneedleart.blogspot.com>

# Crazy Quilt Blocks


Click on any block to print a PDF file of the crazy quilt block.




#39-1 - Birthday Greetings



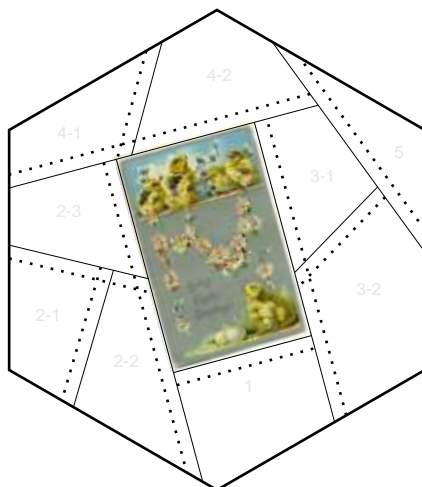
#39-2 - Birthday Greetings



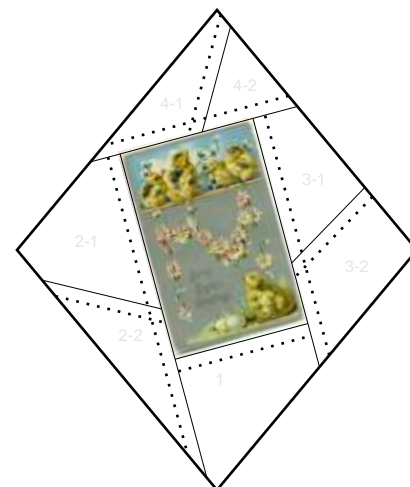
#39-3 - Birthday Greetings



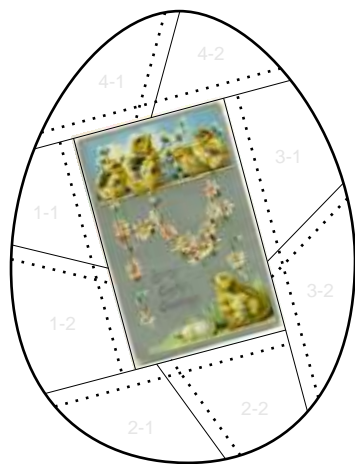
#40-1 - Loving Easter Greetings



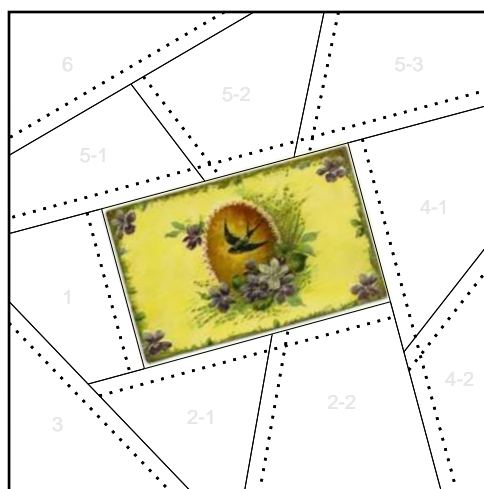
#40-2 - Loving Easter Greetings



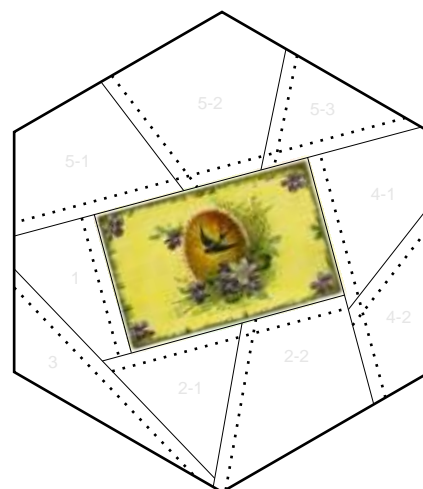
#40-3 - Loving Easter Greetings



#40-4 - Loving Easter Greetings



#41-1 - Any Occasion



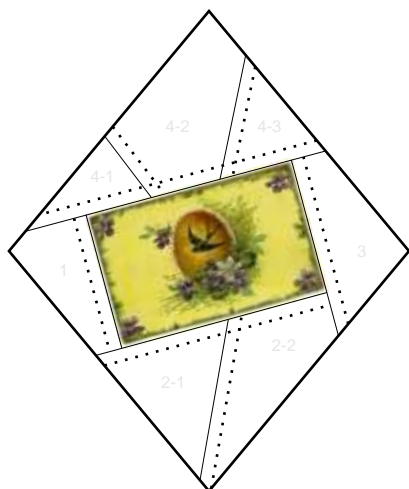
#41-2 - Any Occasion

On the 1st, 11th, and 21st of each month a new block is posted online on my blog at <http://nostalgicneedleart.blogspot.com>


All blocks © 2012 Janet R. Stauffacher - Visit Vintage Vogue online at [www.vintagevogue.com](http://www.vintagevogue.com)

# Crazy Quilt Blocks


Click on any block to print a PDF file of the crazy quilt block.




#41-3 - Any Occasion




#42-1 - Birthday Greetings



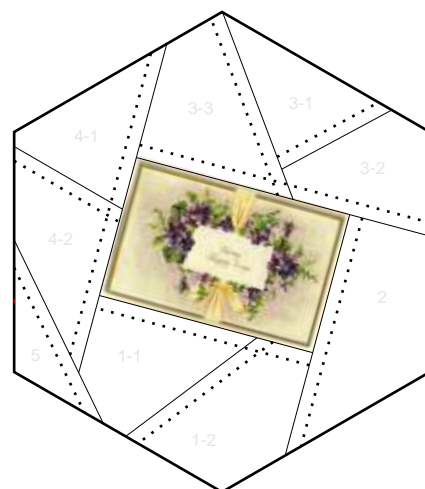
#42-2 - Birthday Greetings



#42-3 - Birthday Greetings




#43-1 - Many Happy Days




#43-2 - Many Happy Days



#43-3 - Many Happy Days



#44-1 - Best Wishes and Greetings




#44-2 - Best Wishes and Greetings

On the 1st, 11th, and 21st of each month a new block is posted online on my blog at <http://nostalgicneedleart.blogspot.com>


All blocks © 2012 Janet R. Stauffacher - Visit Vintage Vogue online at [www.vintagevogue.com](http://www.vintagevogue.com)

# Crazy Quilt Blocks

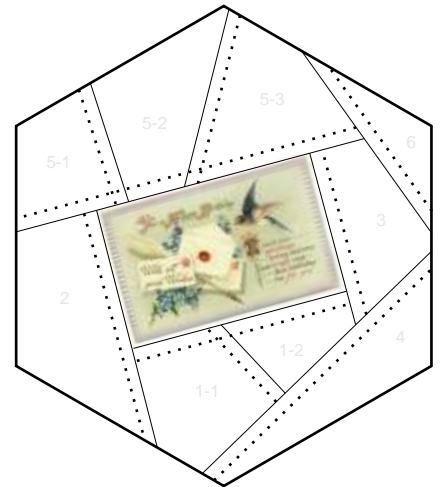
Click on any block to print a PDF file of the crazy quilt block.




#44-3 - Best Wishes and Greetings



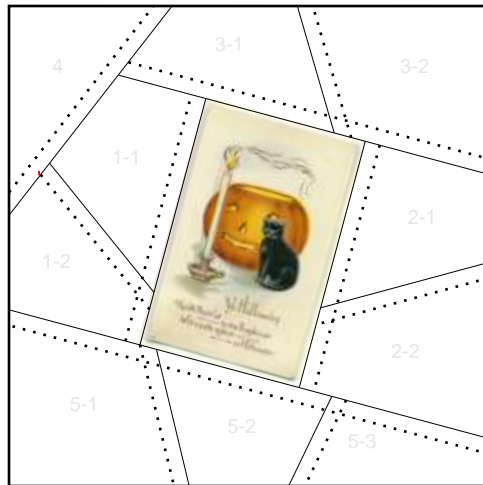
#45-1 - With All Good Wishes




#45-2 - With All Good Wishes




#45-3 - With All Good Wishes




#46-1 - Ye Halloween




#46-2 - Ye Halloween



#46-3 - Ye Halloween



#47-1 - Thanksgiving Day



#47-2 - Thanksgiving Day

On the 1st, 11th, and 21st of each month a new block is posted online on my blog at <http://nostalgicneedleart.blogspot.com>

All blocks © 2012 Janet R. Stauffacher - Visit Vintage Vogue online at [www.vintagevogue.com](http://www.vintagevogue.com)




# Crazy Quilt Blocks

Click on any block to print a PDF file of the crazy quilt block.




#47-3 - Thanksgiving Day




#48-1 - Really Jolly Christmas




#48-2 - Really Jolly Christmas




#48-3 - Really Jolly Christmas



#49-1 - Best Wishes for the New Year



#49-2 - Best Wishes for the New Year



#49-3 - Best Wishes for the New Year

#49 Best Wishes for the New Year is the last block in this series of crazy quilt blocks.

Enjoy!